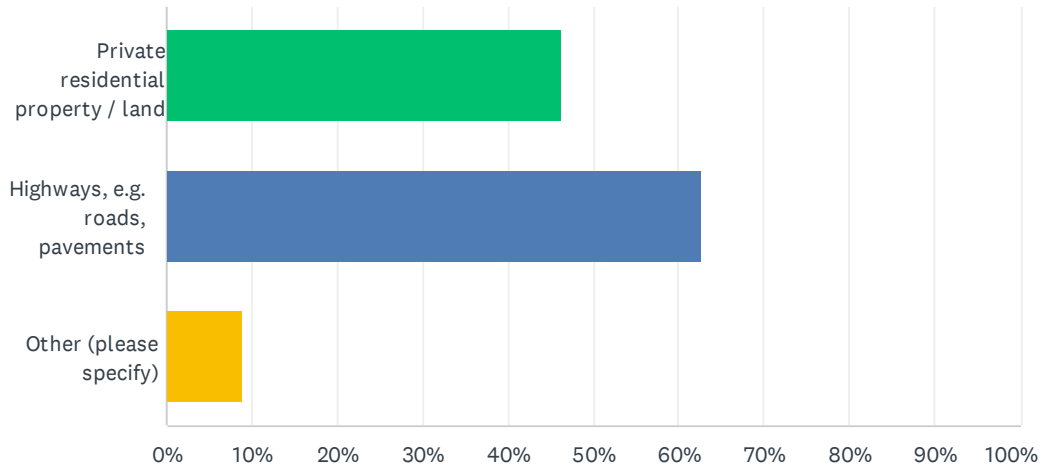


# Q1 Where have you experienced / witnessed flooding in Thame?

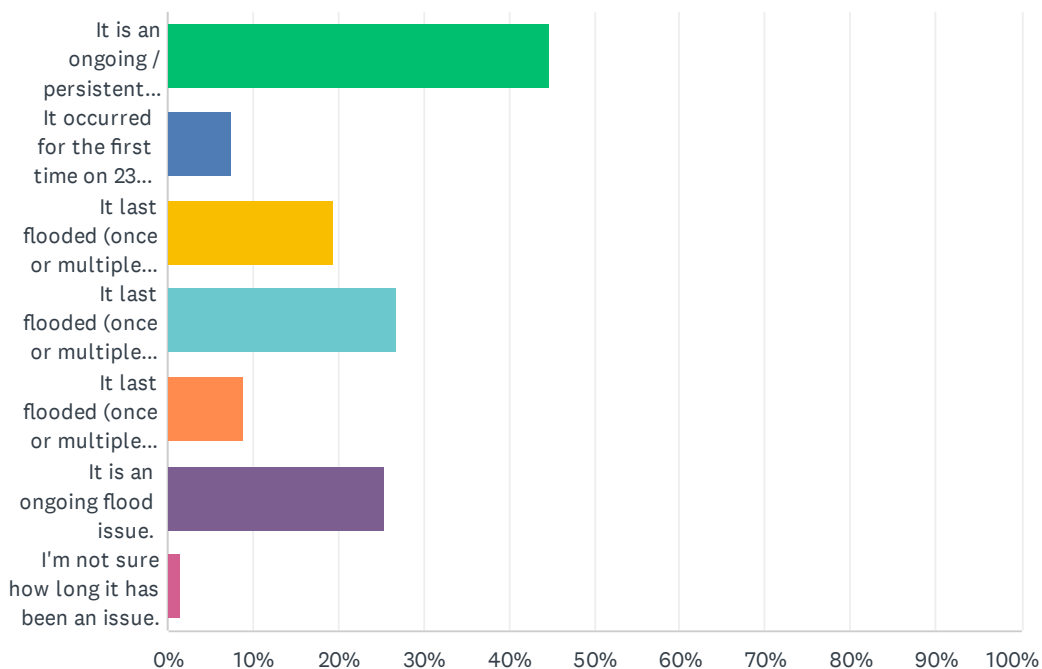
Answered: 67 Skipped: 0



ANSWER CHOICES	RESPONSES	
Private residential property / land	46.27%	31
Highways, e.g. roads, pavements	62.69%	42
Other (please specify)	8.96%	6
Total Respondents: 67		

### Q3 How long has it been an issue?

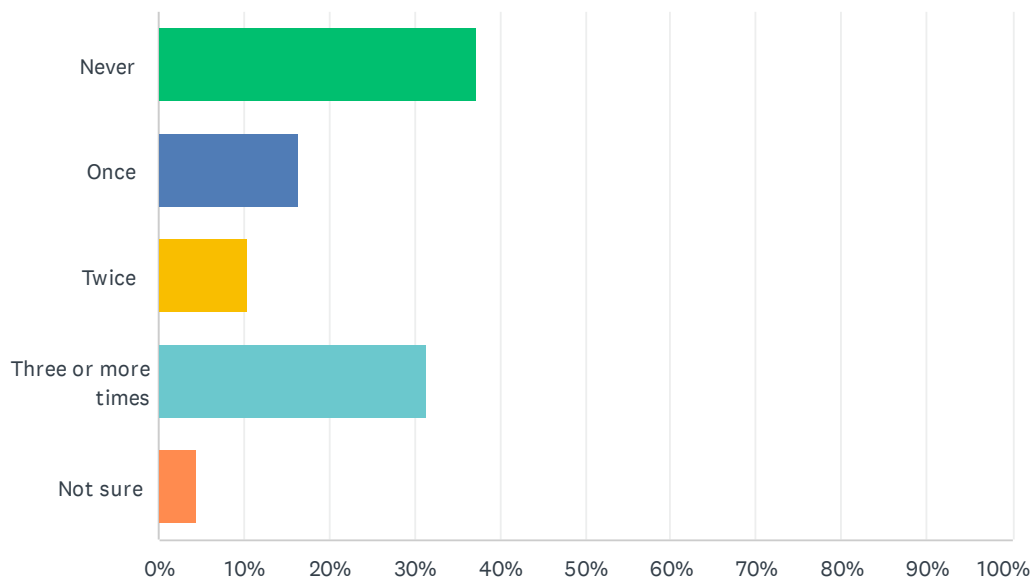
Answered: 67 Skipped: 0



ANSWER CHOICES	RESPONSES	
It is an ongoing / persistent flood issue.	44.78%	30
It occurred for the first time on 23 September 2024	7.46%	5
It last flooded (once or multiple times) within the last 12 months.	19.40%	13
It last flooded (once or multiple times) within the last 1-4 years.	26.87%	18
It last flooded (once or multiple times) over 5 years ago.	8.96%	6
It is an ongoing flood issue.	25.37%	17
I'm not sure how long it has been an issue.	1.49%	1
Total Respondents: 67		

## Q5 How many times have you reported this flooding issue?

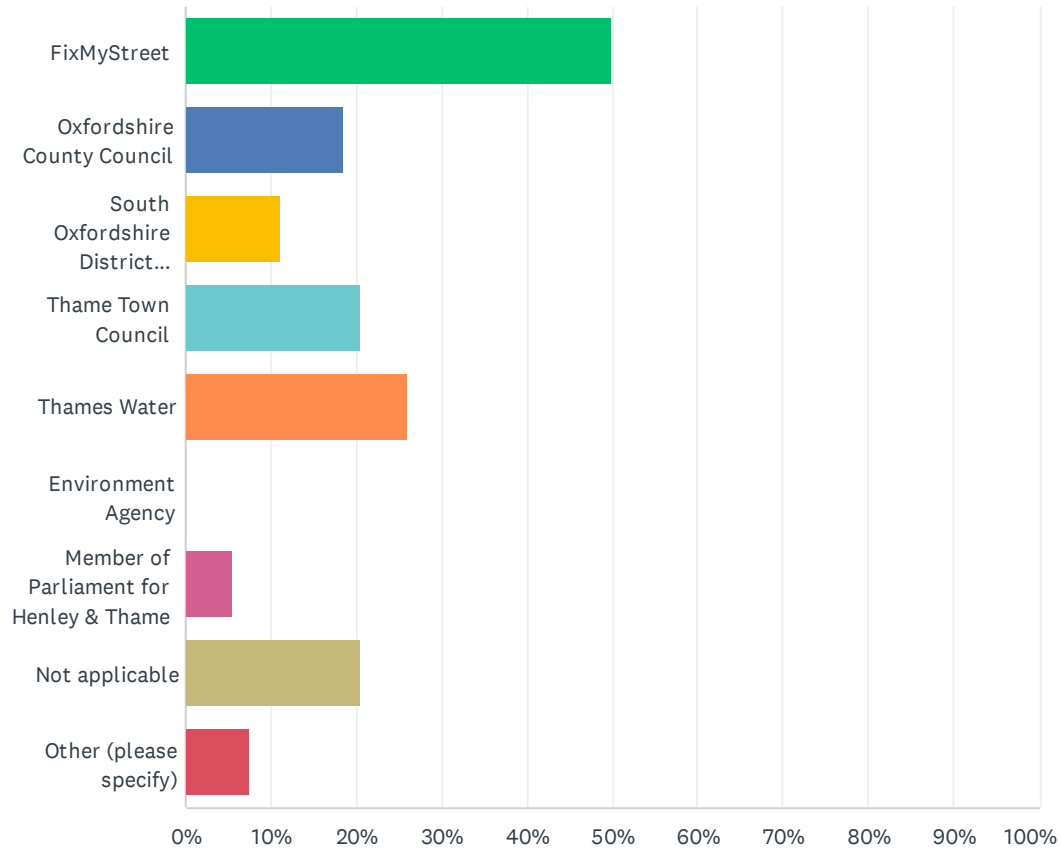
Answered: 67 Skipped: 0



ANSWER CHOICES	RESPONSES	
Never	37.31%	25
Once	16.42%	11
Twice	10.45%	7
Three or more times	31.34%	21
Not sure	4.48%	3
<b>TOTAL</b>		<b>67</b>

## Q6 Who have you reported it to? Tick all that apply.

Answered: 54 Skipped: 13



ANSWER CHOICES	RESPONSES	
FixMyStreet	50.00%	27
Oxfordshire County Council	18.52%	10
South Oxfordshire District Council	11.11%	6
Thame Town Council	20.37%	11
Thames Water	25.93%	14
Environment Agency	0.00%	0
Member of Parliament for Henley & Thame	5.56%	3
Not applicable	20.37%	11
Other (please specify)	7.41%	4
Total Respondents: 54		